

WRAS[®]

Water Regulations Advisory Scheme

This certifies that

SIAMP

*has had the undermentioned product examined, tested
and found, when correctly installed, to comply with
the requirements of the United Kingdom Water Supply
(Water Fittings) Regulations/Scottish Water Byelaws.*

`OPTIMA 49` DUAL FLUSH WC OUTLET VALVE


*This certificate by itself is not evidence of a valid WRAS Approval. Confirmation of the current
status of an approval must be obtained from the WRAS Directory (www.wras.co.uk/directory)*

*The product so mentioned will be listed in the
Water Fittings and Materials Directory
for a period until:*


31 MAY 2019

1405345

Certificate No.



Chairman, Product Approval Group



Secretary

WRAS
**APPROVED
PRODUCT**

Approval No: 1405345

27th May 2014

Ladieu Emmanuel
Siamp
4 Quai Antoine Premier
BP 219
MC 98007
Principaute de Monaco

Dear Ladieu Emmanuel,

FLUSHING MECHANISMS

1. Samples of the fittings or units described below have been subjected to relevant tests and examinations contained in the "Regulators' specifications", and after considering the test reports the Technical Committee's Product Assessment Group (PAG) of the Water Regulations Advisory Scheme (WRAS or "the Scheme") finds that the fittings or units so described comply with, and their use when correctly installed, does not contravene the requirements of The Water Supply (Water Fittings) Regulations 1999, The Water Byelaws 2004 Scotland, and Water Supply (Water Fittings) Regulations (Northern Ireland) 2009.

1405345

FLUSHING MECHANISMS WC

1305

Except where specified, flushing valves within this section have only completed a limited number of the performance and endurance tests as stated in the "Regulators Specification for WC suites installed after 1st January 2001". The flush volume of valves within this section have not be verified by test. When installed in combination with a WC cistern and pan, further performance tests will be required.

IRN

R001

`Optima 49` WC dual flush valve with plastic body. The valve is operated by a push button assembly for either full or reduced flush and incorporates an internal overflow. Cold water use only.


Size:	2" Outlet
Model:	OPTIMA 49
Marking:	Siamp on height adjuster
Manufacturer:	Siamp

-
2. Installation Requirements & Notes are set out on Page 3.
 3. Fittings or units (and any non-metallic components contained within them) are re-assessed and, where necessary, retested every 5 years. You will be advised when your product is due for re-assessment. The extent of any retesting required for a product will be at the discretion of the Technical Manager.
 4. **Acceptance for listing entitles you to identify your product with the Scheme's "WRAS" Mark. The use of the Mark will make the identification easier of the approved products by Water Undertakers.** Copies of the 'Mark' are available on request for the purposes of producing artwork.
 5. Manufacturers or applicants may only quote in their sales literature, terms used in this letter when indicating the decision of the Group in respect to their fittings or units, namely that the **Product Assessment Group of the Scheme finds that the use of these fittings or units, when correctly installed, will not contravene the requirements of The Water Supply (Water Fittings) Regulations 1999, The Water Byelaws 2004 Scotland or The Water Regulations (Northern Ireland) 2009 and that a reference to the fittings or units will be included in the Scheme's Water Fittings and Materials Directory:** this may be abbreviated to "Water Regulations Advisory Scheme - Approved Product" or "WRAS - Approved Product".
 6. Since the incorrect installation of water fittings could result in contravention of the Regulations or Byelaws requirements, **the attention of your customers should be drawn to any Installation Requirements for Regulations or Byelaws compliances set out on Page 3.**
 7. Would you please supply the Scheme with a copy of any of your company's literature which may or will make reference to the Scheme's decisions about the products and/or quotes any of the installation requirements.
 8. A condition of listing is that **no modification to the fittings or units described above shall be made without first notifying the Scheme** and submitting to the Scheme details of the modification and, if so required, samples of the fittings or units as so modified for consideration by the Scheme's Product Assessment Group. Failure to comply with this condition may result in the removal from the Water Fittings and Materials Directory of the entry relating to the fittings or units in question.
 9. Your products are required to be replicas of the samples described above, and the right is reserved to carry out quality surveillance inspections of your production arrangements, reasonable written notice of which will be given.
 10. Please note that the use of the items described in any particular area of supply is at the discretion of the local Water Undertaking.
 11. Manufacturers or factors having appliances or units referred to in the Scheme's Directory which incorporate individually approved components and materials are asked to ensure that such components and materials continue to be approved and/or listed in the Directory, during the current period of approval of their appliance. This may require modifications to

approved appliances to ensure their retention in the Scheme's Directory. The Scheme must be informed of any such modifications, (see paragraph 8).

12. You are asked to verify the details of your product as set out in Paragraph 1 and advise us of any discrepancies.

Yours sincerely

A handwritten signature in black ink, appearing to read 'J Furnival', with a large loop at the start and a horizontal line extending to the right.

Jason Furnival
Secretary, Product Assessment Group

INSTALLATION REQUIREMENTS & NOTES

You are advised to draw customers' attention to the installation requirements and notes set out below which must be followed to ensure that the fittings described above are installed in accordance with the requirements of the Regulations and Byelaws:

IRN R001

See text of entry for Installation Requirements or Notes.

PAG. 1405345